

Fact Sheet for March 2007

Executive Summary

Fund Type	Open-End Fund
Domicile	Bahrain
Currency	US Dollar
Regulator	Central Bank of Bahrain
Net Asset Value	Every Tuesday
Subscription	Every Wednesday
Redemption	Every Wednesday
Management Fee	1.25% p.a.
Investment Manager	Mashreqbank psc
Share Registrar	Deloitte & Touche
Administrator	HSBC Middle East
Custodian	HSBC Middle East
Auditor	Deloitte & Touche
Listing	Bahrain Stock Exchange

Performance Summary

NAV (March 27, 2007)	USD 10.15
1 Month	0.03%
3 Months	0.93%
6 Months	2.64%
Since Inception (March 29, 2006)	1.48%

Top 3 Holdings

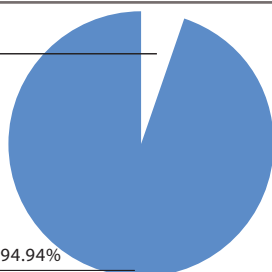
Security	Maturity	% Holding
Ahli United Bank	02-Jan-15	17.94%
United Gulf Bank	13-Oct-16	17.78%
Dubai Ports World Sukuk	23-Jan-08	15.51%

Income Summary

YTM	4.39%
3 month USD Libor (Average)	5.35%
Modified Duration	0.83

Portfolio Composition

Cash 5.06%



Debt Securities 94.94%

For more information please contact
Gayatri Banga (+971 4 207 8535)

Investment Manager & Sponsor:
Mashreqbank psc, Al Ghurair City,
3rd Floor, P.O. Box 1250, Dubai, U.A.E.
Tel +9714 2078461

Registered Office:
14th Floor, City Gardens, P.O. Box 140, Manama,
Bahrain. Tel + 97317 535455
Website www.makaseb.com

WKN: A0J3RR
ISIN: BH000A0J3RR6
BLOOMBERG CODE: MAKAINC BI
ZAWYA CODE: MAKINCM.MF

Investment Philosophy

Makaseb Income Fund (MIF) primarily seeks to provide current income along with the stability of capital. Fund's secondary objective is to seek income growth over the long term. The Fund aims to achieve its investment objective by investing in a diversified portfolio of fixed and floating rate investments originating from countries in the GCC, MENA, South Asia and other emerging economies.

Investment Guidelines

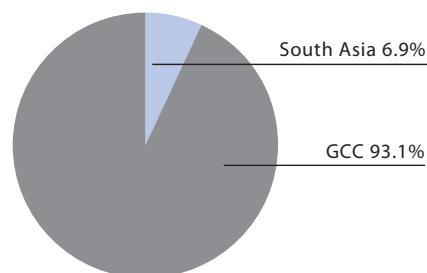
(a) Investment in a single GCC country capped at 50% (b) Investment in a single country in MENA/South Asia capped at 50% (c) Total investment in other emerging economies capped at 20% (d) Investment in instruments issued by a single issuer capped at 20% (e) Investment in sub investment grade instruments capped at 75% (f) Investment in non rated instruments capped at 25%.

Overview and Outlook

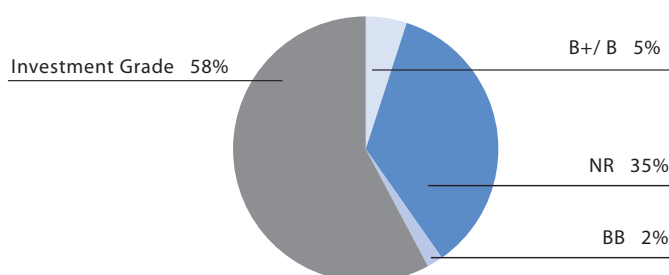
Returning to the pre-February market corrections levels, your fund closed the month at 10.14819 an increase of 3.27 Basis Points. This month's performance can largely be attributed to our holdings in two UAE securities: Dubai Ports World Sukuk and Nakheel respectively. Both securities have delivered solid performance in the face of increased international economic instability. Taking profit on a number of positions, over the past month we have re-shaped our portfolio and reduced our interest rate risk profile with regard to the on-going negative economic news emanating from the US. This strategy should see us deliver positive stable returns over the next few months.

Issued on April 07, 2007

Regional Composition



Portfolio Rating Profile



Disclaimer: Performance data quoted represents past performance; past performance does not guarantee future results. The investment return and principal value of an investment will fluctuate so that an investor's shares, when redeemed, may be worth more or less than their original cost. Current performance of the Fund may be lower or higher than the performance quoted.